

ČVSM

Marta Semerdžieva

MYCOPHILATELY IN CZECHOSLOVAKIA



VANÍŠKA V. ŠTAVVA
0661
1990
LITELISTICKÝ
E

Marta Semerdžieva

**MYCOPHILATELY
IN
CZECHOSLOVAKIA**

THE FUNGI CATALOGUE OF CZECHOSLOVAK POSTAGE STAMPS
AND SUPPLEMENT TOPICAL PHILATELISTIC MATERIALS

Prague 1993

Author: Marta Semerdžieva
Title: Mycophilately in Czechoslovakia
Edited by Marta Semerdžieva, Olbrachtova 1057/44
- 140 00 Prague 4 - Krč /at own expences/
Reviewed by Jiří Hošek
Graphic design of the envelope: Jolana Malátková
Print: VŠTJ Stavební fakulta, Prague 6 - Dejvice
Pages: 56
Illustrations: 110
1st edition
Printing: 300
Special publication

Foreword

The handbook "Mycophilately in Czechoslovakia" deals with official postage materials on the theme FUNGI issued by Czechoslovak post administration till 1992. The data of supplemented philatelic materials with relation to the fungi theme, issued for special occasions or propagation reasons mostly by sections of the Czechoslovak Scientific Society for Mycology /ČSVSM/ or Czechoslovak Mycological Society /ČSMS/ in Prague, are noted as far as they were attainable to the author. All the items described are in black- and white illustration.

The philatelic items are classified in four groups:

- A Postage stamps picturing mushrooms or a mycologist with accompanying FDC's, souvenir sheets, CM and booklets.
- B Entires, postal-stationeries, stamp imprinted envelopes.
- C Postal-cards and envelopes with printed more mycological themes
 - a/ for special occasions,
 - b/ for propagation reasons.

The souvenir materials are liked by collectors-mycologists, but mostly they are not advisable by jurymen on philatelic exhibitions. Postal-cards and envelopes released by private persons are excluded.

- D Postmarks with drawings of mushrooms or drawings thematically connected with mycology
 - a/ hand and machine postmarks /first day of issue, for special occasions, for propagation reasons, daily postmarks - documents, how fungal names get into names of a town/,
 - b/ meter stamps,
 - c/ adjective marks.

The mushrooms depicting are presented by Latin names. Editor, year of issue and printing are mentioned too.

The informations for the handbook have been gathered from literature:

- 1/ Kubička J., Šálený J., Vejvoda M.: Mushrooms in philately. Special print of topical section Fauna-Flora of Czechoslovak Philatelic Federation, Prague, Vol.1,2, 1983, 79 p./in Czech/.
- 2/ Dušek A. et al.: Special handbook of Czechoslovak Philatelic Federation, Prague, 1988, 553 p. /in Czech/.
- 3/ Špaček J. et al.: The list of unofficial printed more at Czechoslovak entires 1945-1991, Brno, 1991, 68 p. /in Czech/.

from the correspondence of topical philatelists specialized on fungi theme and from own experiences.

Special thanks belongs to F.Pospíšil from the post administration in Prague, to mycologist and philatelist friends from Bohemia /M.Červenka, A.Funfálek, O.Jindřich, M.Smotlacha, J.Šálený, Z.Töpfer/, Moravia /J.Kuthan, A.Vágner, M.Vepřek/ and Slovakia /M.Babej, P.Škubla, K.Tolnay/ – for advice and lending some rare materials. Thanks belong also to J.Hošek, who initiated this Handbook and corrected the English language and to J.Vondra for help in arranging and printing problems.

For some insufficiencies apologies and pleasure by turn over the leaves of this Handbook wishes

the author.

Prague, December 1992.

A. Postage stamps picturing mushrooms
with accompanying FDC's, souvenir sheets, CM and booklets.



6.X.1958 set of 5 stamps with fruit bodies of fungi
designer K.Svolinský, engraver L.Jirka,
perforation 13 3/4, size 28x33mm
issue in ten-blocks, colour steel-print from fiat plates

Illustration No.

value	fungus-name on the stamp	correct name
1 30 h	<i>Lepiota procera</i>	<i>Macrolepiota procera</i>
2 40 h	<i>Boletus edulis</i>	<i>Boletus pinophilus</i>
3 60 h	<i>Krombholzia rufescens</i>	<i>Boletus versipellis</i>
4 1.40	<i>Amanita muscaria</i>	<i>Amanita muscaria</i>
5 1.60 Kčs	<i>Armillariella mellea</i>	<i>Armillaria mellea</i>

No.	Catalogue Michel	Zumstein	Yvert	Pofis	Printing
1	1101	1018	984	1018	1,640.000
2	1102	1019	985	1019	1,509.000
3	1103	1020	986	1020	1,106.000
4	1104	1021	987	1021	1,547.000
5	1105	1022	988	1022	638.000



7 FDC /No.1,3,4/ drawing: tuft of fruit bodies of *Marasmius*8 FDC /No.2,5/ drawing: 2 fruit bodies of *Cantharellus cibarius*
designer K.Svolinský
postmark: Praha 3 a,b,c 6.X.1958 First day of issue



ČESKOSLOVENSKO




PRÍLEŽITOSTNÉ ZNAMKY „HOUBY“

NAVRHY: PROF. KAREL SVOLINSKY
RYTINA: LADISLAV JIRKA
VÍCEBAREVNÝ OCELOTISK S PLOCHY

1958


15




10 C M No.1 on the card from Germany with the postmark 6.X.1958
/Macrolepiota procera/ First day of issue




11 C M No.2 on the card from Germany with the postmark 6.X.1958
/Boletus pinophilus/ First day of issue




12 C M No.3 on the card from Germany with the postmark 6.X.1958
Boletus versipellis First day of issue



13 C M No.4 on the card from Germany with the postmark 6.X.1958
Amanita muscaria First day of issue



14 C M No.5 on the card from Germany with the postmark 6.X.1958
Armillaria mellea First day of issue



der Hutmännch - *Armillaria mellea*

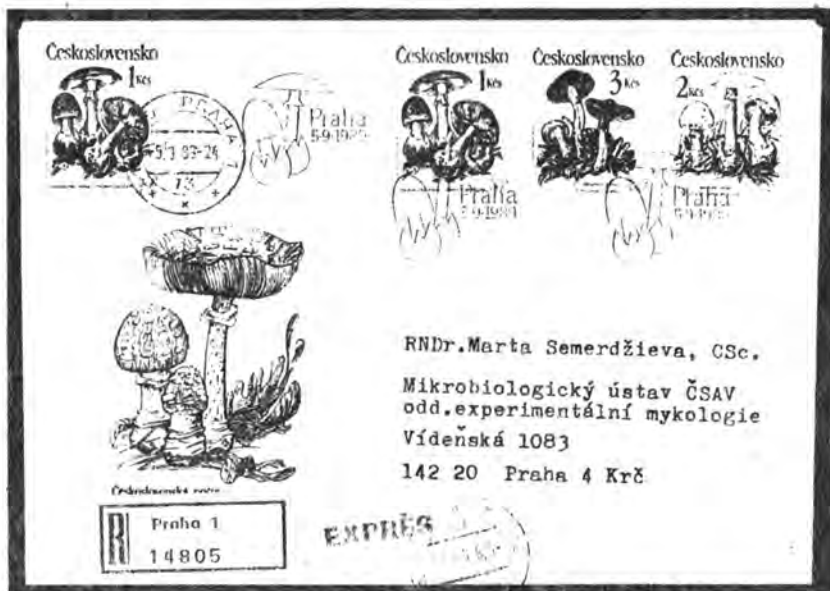


5.IX.1989 set of 5 stamps with fruitbodies of poisonous fungi
 designer J.Saska, engravers M.Ondráček and V.Fajt,
 perforation 11 3/4, size 28x35mm
 issue in ten-blocks, colour steel-print from flat plates

Illustration No.	value	fungus name on the stamp /= correct name/
15	50 h	<i>Nolanea verna</i>
16	1 Kčs	<i>Amanita phalloides</i>
17	2 Kčs	<i>Amanita virosa</i>
18	3 Kčs	<i>Cortinarius orellanus</i>
19	5 Kčs	<i>Galerina marginata</i>

No.	Catalogue Michel	Zumstein	Yvert	Pofis	Printing
15	3017	2957	2818	2909	1,429.000
16	3018	2958	2819	2910	1,489.000
17	3019	2959	2820	2911	1,432.000
18	3020	2960	2821	2912	1,394.000
19	3021	2961	2822	2913	1,326.000





21 F D C /No.16,17,18/ drawing: 3 fruit bodies of *Amanita pantherina*
 postmark: 2 fruit bodies of *Amanita phalloides*/see No.94/
 designer J.Saska
 Printing: 18.300



22 F D C /No.15,19/ drawing: 3 fruit bodies of *Inocybe patouillardii*
 postmark: tuft of 5 fruit bodies of *Hypholoma fasciculare* /see No.95/
 designer J.Saska
 Printing: 18.300



23 Souvenir sheet "Poisonous fungi", 1989 14a

/No.15,19/

Printing: 3.700




24 Souvenir sheet "Poisonous fungi", 1989 14b

/No.16,17,18/


Printing: 3.700



- 25 C M No.15 on the card with drawing of 3 fruit bodies of
Entoloma vernum = *Nolanea verna*




- 26 C M No.16 on the card with drawing of 2 fruit bodies of *Amanita phalloides*
postmarks 5.IX.1989 /first day of issue/



Amanita virosa

27 C M No.17 on the card with drawing of 3 fruit bodies of *Amanita virosa*




Cortinarius orellanus

28 C M No.18 on the card with drawing of 3 fruit bodies of *Cortinarius orellanus*
postmarks 5.IX.1989 /first day of issue/



- 29 C M No.19 on the card with drawing of 6 fruit bodies of *Galerina marginata* postmark 5.IX.1989 /first day of issue/



- 31 Booklet issued 23.III. and 30.V.1992 with the same stamps inside like in the green booklet /No.30/
 No.15 /*Nolanea verna*/ 4x50 h
 No.18 /*Cortinarius orellanus*/ 4x 3 Kčs
 white, size 88x88mm
 with double perforation

Jedovaté houby



ZVONOVKA JARNÍ - 50h

(*Nolanea verna*)

Jedovatá jarní lipeňatá houba s kloboukem ze světlé tmavohnědým, za sucha světlým, hedvábně lesklým. Roste v trávě, častěji mimo les. Může být zaměněna se špičkovou travní. Působí silně průjemy.

PAVUČINEC PLYŠOVÝ - 3 Kčs

(*Cortinarius orellanus*)

Smrtelná jedovatá podzimní houba s oranžově hnědým kloboukem a lupeny. Roste hlavně v listnatých lesích. Příznaky otravy se projevují až po mnoha dnech (průjem, zvracení, těžké až smrtelné poškození ledvin).

Sbírejte jen takové houby, které bezpečně znáte. Omyl může znamenat těžké poškození zdraví, případně smrt!

Vydavatel TÚS PRAHA

- 30 Booklet issued 6.IX.1990 with stamps No.15 /*Nolanea verna*/ 4x50 h inside and No.18 /*Cortinarius orellanus*/ 4x 3 Kčs inside green, size 174x84mm
on the reverse page informations about the poisonous fungi *Nolanea verna* and *Cortinarius orellanus* and slogans fighting against poisonings
printing 96.820

Private booklets issued 1992, 5 stamps inside
with drawings of poisonous and similar edible mushrooms
yellow, size 87x51mm
on the reverse page slogans fighting against poisonings
Edited by B.Zicha, Brno, 1992

Jen dobrá znalost hub v největší veřejnosti
zabrání každoročně se opakujícím
otravám houbami!
V případě nejistoty se obraťte na houbařskou
poradnu!

Oběh sešluku: 5 ka známek à 80 h

Húb kolodářů Saton Kříd

32 with 5 stamps No.15 /*Nolanea vernal* 5x50 h inside

Ochutnáváním nerozlišíte jedlé houby
od nejedlých. Smrtelně jedovatá muchomůrka
zelená má příjemnou chuť!
Jen dobrou znalostí hub se uchráníte
nepříjemných otrav!

Oběh sešluku: 5 ka známek à 1 Kčs

Žetelka Črtnka usalková Muchomůrka zelená

33 with 5 stamps No.16 /*Amanita phalloides*/ 5x 1 Kčs

Sbírejte pouze zdravé houby,
které bezpečně znáte!
Staré, silně vodnaté, plísni napadené
a hmyzem silně rozžrané houby mohou
vyvolat otrávy!

Oběh sešluku: 5 ka známek à 2 Kčs

Fetlička ovčí Muchomůrka cibulová Kukulka okáčový

34 with 5 stamps No.17 /*Amanita virosa*/ 5x 2 Kčs

Buďte opatrní při sběru hub,
neboť mnohé jsou smrtelně jedovaté!
Sbírejte k jídlu jen druhy,
které znáte zcela bezpečně!

Oběh sešluku: 5 ka známek à 3 Kčs

Štuka svatozář Parůvčec losí

35 with 5 stamps No.18 /*Cortinarius orellanus*/ 5x 3 Kčs

Počínajte si při sběru hub co nejšetrněji!
Neničte jedovaté a nejedlé druhy či ty,
které neznáte!
I tyto jsou ozdobou naší přírody!

Oběh sešluku: 5 ka známek à 3 Kčs

Opánka či lipůvka Hřebenka vrostlá


36 with 5 stamps No.19 /*Galerina marginata*/ 5x 5 Kčs

18.II.1991 Andrej Kmeř /1841-1908/- botanist and mycologist from
the emission "Personages"



37 1 Kčs stamp with coupon /head of the person, butterfly and rose/
designer J.Schurmann, engraver M.Ondráček
size 2x 22x27mm

Catalogue Michel	Zurnstein	Yvert	Czech
3080	3021	2880	2972



Ing.Favol Škubla, CSc.

ul.J.Paláríka 8

Š a l a

9 2 7 0 1

38 F D C /No.37/ drawing: old ceramic mug with figures in the background notes
postmark: Martin 18.II.1991 /first day of issue/

ČESKOSLOVENSKO




VÝROČÍ OSOBNOSTI
 ANDREJ KMEŤ (150 LET)
 VÝTVARNÝ NÁVRH: IVAN SCHURMANN
 RYTINA: MILOŠ ONDRÁČEK
 ROTAČNÍ OCELOTISK KOMBINOVANÝ HLUBOTISKEM

1991

4 b

B. Entires, postal stationeries, stamp imprinted envelopes

5th Public congress of champignon-producers in Czechoslovakia

- 40 Entire with the stamp of Prague /CDV 161, 1968/ or Bratislava /CDV 162, 1968/ 30 h /brown/



- 41 Stamp imprinted envelope with the stamp of President L.Svoboda /COB 24, 1968/ 60 h /red/

Drawing of group cultivated fruit bodies of *Agaricus*

Place of the congress "Uniform Agricultural cooperative HRADIŠTĚ near PÍSEK /town in South Bohemia/

Edited by ČSMS, Section of champignon-producers, 5.-7.V.1969



Grafic design J.Kaninský, Písek


Print Stráž near Písek, V.Konštant

Printing entire 300
envelope 50

3rd Mycological days in Slovakia, SKÝCOV, 4.-8.X.1983


- 42 Entire with the stamp of Bratislava /CDV 191, 1979/ 50 h/brown/
Drawing of 2 fruit bodies of *Macrolepiota procera* /like No.54/
Printing 50

4th Mycological days in Slovakia, SPIŠSKÁ NOVÁ VES, 29.IX.-3.X.198643 Stamp imprinted envelope with the stamp of President G.Husák /COB 63 I, 1980/
1 Kčs /red/44 Stamp imprinted envelope with the stamp of President G.Husák /after 1983/
1 Kčs /blue/Drawing of the head of the botanist and mycologist Karol Kalchbrenner, 1807—1886
/like No.60/Special postmark see No.96 /2 fruit bodies of *Hygrophorus lucorum*/



- 45 Stamp imprinted envelope with the stamp of President G.Husák /like No.44/
1 Kčs /blue/

Drawing of 4 fruit bodies^o of *Hygrophorus hypothejus*, 1987




- 46 Stamp imprinted envelope with the stamp of President G.Husák /like No.44 and 45/
1 Kčs /blue/

Drawing of 3 fruit bodies of *Cantharellus* and 3 fruit bodies of *Agaricus*.
Forest fruits is buying the Agrocooperative SLUŠOVICE /town in Moravia/, 1989

1817–1992
 175. výročí
 MORAVSKÉHO
 ZEMSKÉHO MUZEA
 V BRNĚ
 HOUBAŘSKÁ PORADNA



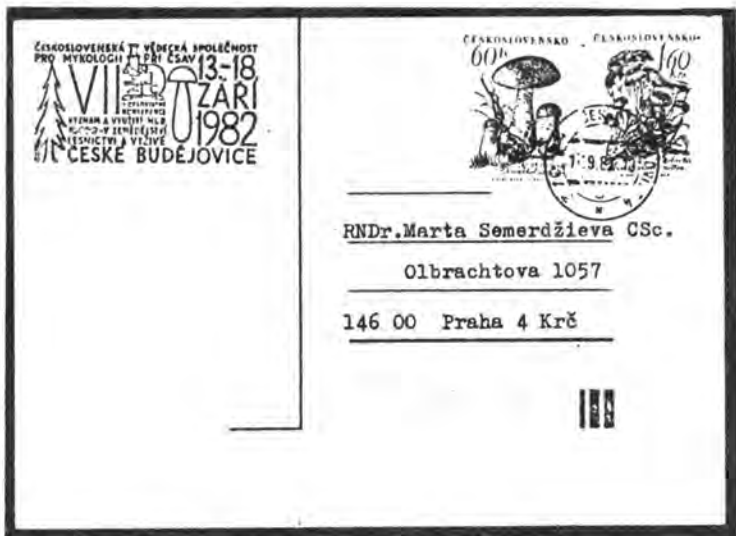
ČESKOSLOVENSKO



- 47 Stamp imprinted envelope with the stamp of President V.Havel /1992/ 1 Kčs /blue/
 Drawing of 9 fruit bodies of *Armillaria mellea*
 1817–1992, 175th Anniversary of the Moravian Provincial Museum in BRNO,
 Mycological advice bureau, 1992

C. Postal-cards and envelopes with printed more mycological themes

a/ for special occasions



- 48 ČSVSM, 7th Public conference "Significance and employment of fungi in agriculture, forestry and sustenance", ČESKÉ BUDĚJOVICE /South Bohemia/, 13.-18.IX.1982


Small drawings of spruce, microscope and fruit body
 Edited by ČSVSM

Printing 300



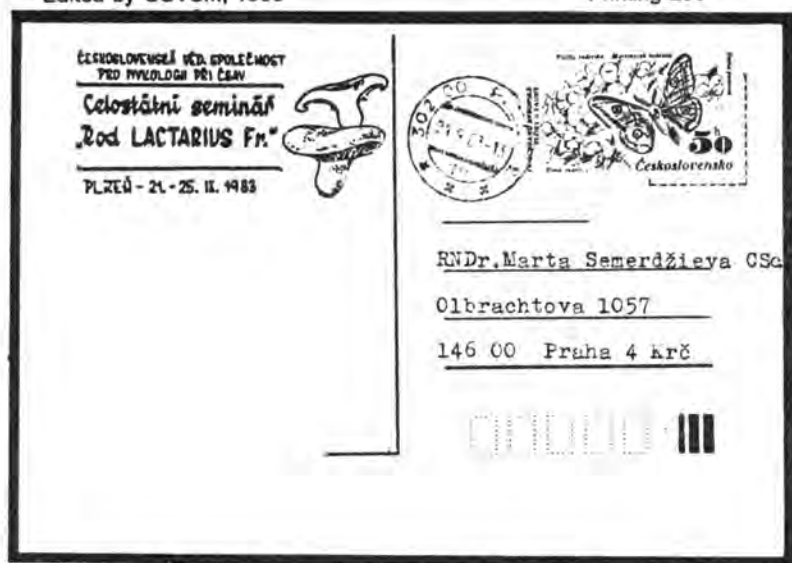
- 49 ČSVSM, Committee for mycological toxicology. Public seminar "Psychotropic substances from Psilocybe", PRAGUE, 21.IV.1983
 Drawing of small stone sculpture "Sacrificed mushroom" from Mexico.
 Edited by ČSVSM, Section for mycotoxicology, 1983

Printing 300



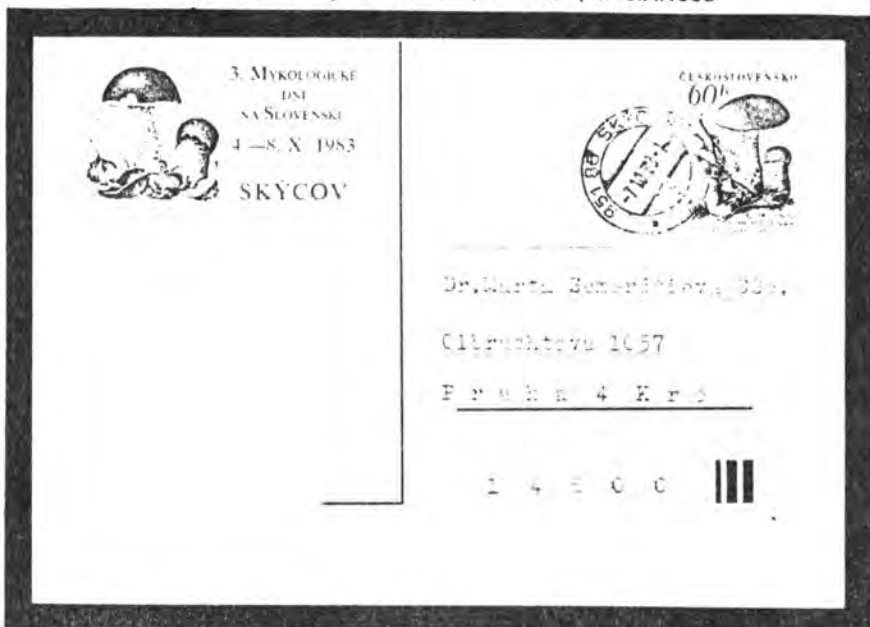
- 50 NAMA with a mushroom /Symbol of the American Mycological Society/. Foray Contour line of Czechoslovakia with 4 fungi and the date 1.-16.IX.1983 inside. Fungi in the map are places of sojourn: Prague, Rožnov pod Radhoštěm, Bratislava, Starý Smokovec. Edited by ČSVSM, 1983

Printing 200

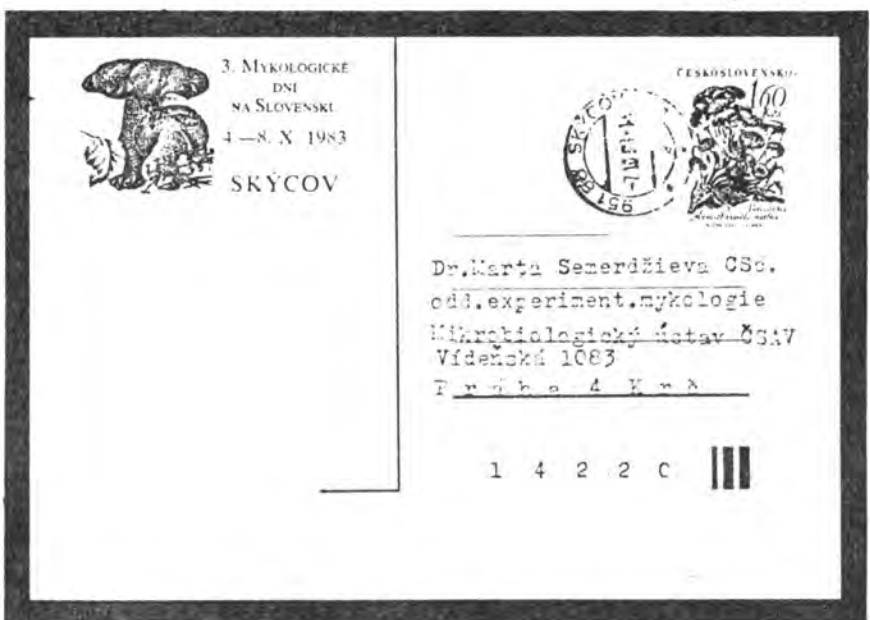


- 51 ČSVSM, Public seminar "Genus Lactarius Fr.", PLZEŇ /West Bohemia/, 21.-25.IX.1983. Drawings of 2 fruit bodies of *Lactarius*. Edited by ČSVSM, 1983

Printing 200

3rd Mycological days in Slovakia, SKÝCOV, 4.-8.X.1983

52 Postal-card: drawing of 2 fruit bodies of *Leccinum testaceoscabrum*
Printing 300



53 Postal-card: drawing of 2 fruit bodies of *Boletus erythropus*
Printing 300



3. MYKOLOGICKE
DNI
NA SLOVENSKU
4.—8. X. 1983
SKYCOV



EXPRES


Ing. arch. Stefan Semerdžiev

Člbrachťova 1037

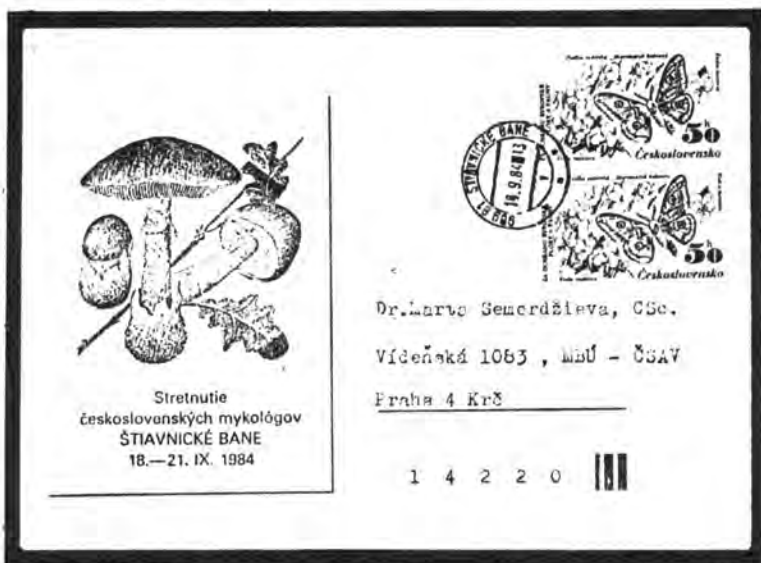
Praha 4 k.r.č

1 4 5 0 0


- 54 Envelope: drawing of 2 fruit bodies of *Macrolepiota procera*
/identical with No.42/ Printing 50
Postal-cards in colours white, green, yellow, lightblue,
envelopes white or yellow.
Edited by ČSVSM, Slovak branch, 1983



- 55 ČSVSM, Committee for mycological toxicology, Seminar "Mycotoxins",
 PRAGUE, 27.IV.1984
 Drawing of 2 conidiophores with conodia of the micromycetes *Aspergillus
 flavus* and *Aspergillus parasiticus* producing mycotoxins
 Edited by ČSVSM, Section for mycotoxicology, 1984 Printing 300



- 56 Meeting of Czechoslovak mycologists, ŠTIAVNICKÉ BANE /town in Slovakia/
 18.—21.IX.1984
 Drawing of 3 different developed fruit bodies of *Amanita phalloides*
 Postal-card Printing 200
 Envelope Printing 60
 Edited by ČSVSM, 1984



- 57 ČSVSM, Committee for mycological toxicology, Public seminar "Topical problems of poisonings by macromycetes in Czechoslovakia", PRAGUE, 24.IV.1985

Drawing of fruit body of *Gyromitra esculenta*

Edited by ČSVSM, Section for mycotoxicology, 1985 Printing 300



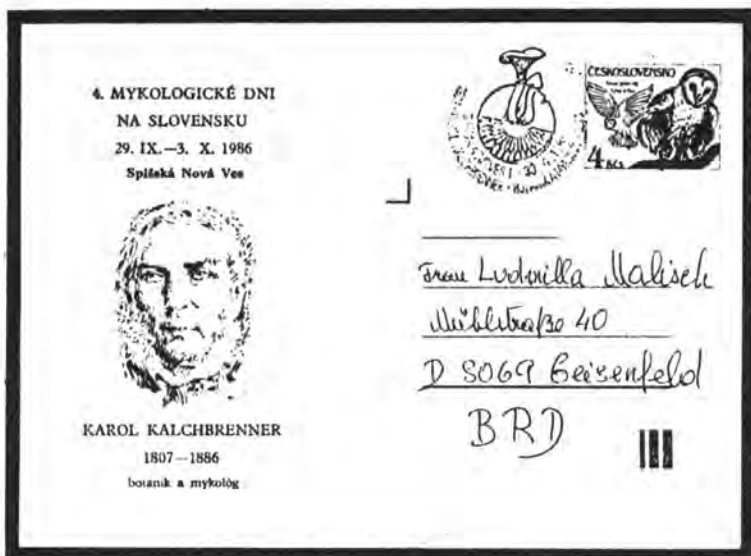
- 58 * 30.1.1984 – 100 years of birth/Anniversary UNESCO/
+ 18.VI.1986 – 30 years of death of F.Smotlacha /founder of the Czechoslovak
Mycological Society/

Edited by ČSVSM, 1986

Printing 800

4th Mycological days in Slovakia, SPIŠSKÁ NOVÁ VES, 29.IX.–3.X.198659 Postal-card: drawing of 2 different developed fruit bodies of *Hygrophorus lucorum* in colours white and yellow

Printing 2 x 200



60 Envelope: drawing of the head of the botanist and mycologist Karol Kalchbrenner, 1807–1886 /like No.43, 44/ size 160x115mm and 220x110mm

Printing 2 x 50

Special postmark see No.96 /2 fruit bodies of *Hygrophorus lucorum* /
Edited by ČSVSM, Slovak branch, 1986

Mycological days in TRUTNOV /town in Northeast Bohemia/

Odeslá



MYKOLOGICKÉ DNY
V TRUTNOVĚ
25. - 27. ZÁŘÍ 1987

K 20. výročí založení
Mykologického kroužku při
DK ROH v Trutnově

ČESKOSLOVENSKÁ MYKOLOGICKÁ
SPOLEČNOST
Karmelitská 14, 118 00 PRAHA 1



MUDr. Dimítra Sixtous'
K Novému dvorci 18
Praha 4 Lhotka

1 4 2 0 0 III

- 61 20th Anniversary of the foundation of the Mycological group.
Adjective mark see No.110 /fruit bodies of *Pleurotus ostreatus*/

MYKOLOGICKÉ DNY
TRUTNOV
25. - 27. 9. 1987




Hlíva ústřední
Pleurotus ostreatus



Dr. *Nasta Semerdžieva*
Olševčtova 1054
Praha 4 Křeč

1 4 0 0 0 III

- 62 Drawing of a tuft of fruit bodies of *Pleurotus ostreatus*
Edited by ČSVSM, 1987



- 63 ČSVSM, Symposium "Fungi from the standpoint of nature protection and men's health", PRAGUE, 31.III.-1.IV.1987
Drawing of 2 fruit bodies of *Gomphus clavatus*. Printing 300
Edited by ČSVSM, Sections Mycotoxicology, Protection of fungi, 1987



- 64 Work-meeting of Czech and Slovak mycologists under the Tatra mountains, LIPTOVSKÝ HRÁDOK /town in Slovakia/, 10.-18.IX.1988
Drawing of the Kriváň mount, spruce forest and 3 different developed fruit bodies of *Amanita rubescens*. Printing 300
Edited by ČSVSM, Sections for mycofloristic and mycocenology, 1988

Odesílá
JUD. V. HENY
ČSVM PRAHA 1
 XXV. ročník celostátní soutěže

„O nejmchutnější houby v kyselých
nálevkách“ v Hořovicích

HOŘOVICE — 7.—8. LEDNA 1989

MYKOLOGICKÝ KROUŽEK

Společenský dům v Hořovicích

ČESKOSLOVENSKÁ MYKOLOGICKÁ
 SPOLEČNOST
 Karmelitská 14, 118 00 PRAHA 1

ČESKOSLOVENSKO
 50h
 1989

14 4 0 0 0

DR. RITA MARIE JENNERDEY
MIKROBIOLOGICKÝ ÚSTAV ČSAV,
V. DEŠKÁ 1182,
PRAHA 4 KROČ

1 4 0 0 0 III

- 65 25th /printing error – should be 15th/ Meeting of the public competition "Most savoury fungi in sour solutions", HOŘOVICE /town in Bohemia/, 7.–8.I.1989, Mycological group Edited by ČSVM,1989

Printing 400

Odesílá
 ING. CYRIL KOSTNÁ
 Hořimínova 11 915
 CS 102 00 Praha 10

XXIV. ročník celostátní soutěže

„O nejmchutnější houby v kyselých
nálevkách“ v Hořovicích

HOŘOVICE — 9. LEDNA 1989

MYKOLOGICKÝ KROUŽEK

Sružený klub ROH v Hořovicích

ČESKOSLOVENSKÁ MYKOLOGICKÁ
 SPOLEČNOST
 Karmelitská 14, 118 00 PRAHA 1

ČESKOSLOVENSKO
 50h
 1989

14 4 0 0 0

14 4 0 0 0 III

14 4 0 0 0 III

- 66 25th /printing error – should be 15th/ Meeting of the public competition "Most savoury fungi in sour solutions", HOŘOVICE /town in Bohemia/, 7.–8.I.1989, Mycological group Edited by ČSVM,1989

Printing 400

ČSVSM Prague, High School for Agriculture Brno, Moravian Museum Brno, 8th Public scientific conference "Fundamental character of fungi, its protection and employment", BRNO /largest city in Moravia/, 28.VIII.–1.IX.1989



67 Drawing of 2 fruit bodies of *Amanita phalloides* /like No.26/

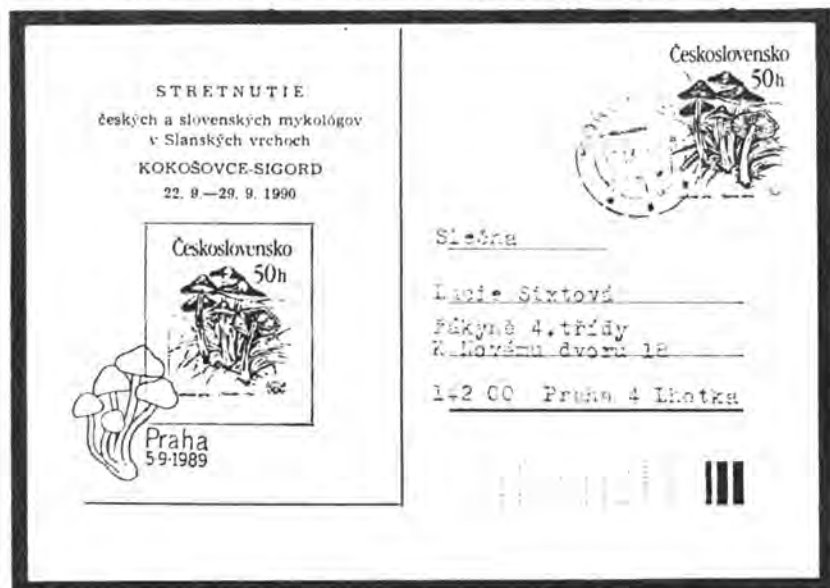
Printing 300



68 Drawing of 3 fruit bodies of *Cortinarius orellanus* /like No.28/
Edited by ČSVSM, 1989

Printing 300

Postal cards: Meeting of Czech and Slovak mycologists in Slánské Vrchy hills,
KOKOŠOVCE – SIGORD /town in Slovakia/, 22.-29.IX.1990



69 Drawing of the postage stamp pictured *Nolanea verna* /No.15/ 50 h and postmark Prague, 5.IX.1989, pictured *Hypholoma fasciculare* /No.95/ Printing 300



70 Drawing of the postage stamp pictured *Amanita phalloides* /No.16/ 1 Kčs and postmark Prague, 5.IX.1989, pictured *Amanita phalloides* /No.94/ Printing 300



- 71 Drawing of the postage stamp pictured *Cortinarius orellanus* /No.18/ 3 Kčs and postmark Prague, 5.IX.1989, pictured *Amanita phalloides* /No.94/ Printing 300

Edited by ČSVSM, Section for mycofloristic and mycocenology, 1990

Booklets: Meeting of Czech and Slovak mycologists in Slánské Vrchy hills,
KOKOŠOVCE – SIGORD (town in Slovakia), 22.–29.IX.1990

MUCHOMŮRKA ZELENÁ
Amanita phalloides (Fr.) Link
Roste od června do října zejména pod duby a buky.
Klobouk je zelenožlutý, olivový, světlezelený až skoro bílý. Lupeny jsou bílé, na třeni je blanitý prásten, na bazi bílá pochva.



Je smrtelně jedovatá.

Pro přátelé mykofiliatelie vydala: Československá vědecká společnost pro mykologii – sekce pro mykofloristiku a mykocenologii.
Cena Kčs 6,50

Československo
1 Kčs


Pražský mykologický ústav
Praha
5-9-1989

ČESKOSLOVENSKO
22. 9. – 29. 9. 1990
KOKOŠOVCE-SIGORD

SETEKANI
českých a slovenských mykologů
ve Slánských vrších


72 Drawing like No.69, inside a booklet are postage stamps /No.15/, 5 X 50 h
Printing 300

ZVONOVKA VČASNÁ
Enkoloma verna Lundell
Rastie od konca marca do mája na okrajoch lesných ciest v tráve. Klobúk je čiernohnedý, lesklý, lupene sú najprv sivé, neskôr s lososovoružovým od-
tieňom.



Je jedovatá.

Pre priateľov mykofiliatelie vydala: Česko-slovenská vedecká spoločnosť pre mykológiu – sekcia pre mykofloristiku a mykocenológiu.
Cena Kčs 4,-

Československo
50h

Pražský mykologický ústav
Praha
5-9-1989

ČESKOSLOVENSKO
22. 9. – 29. 9. 1990
KOKOŠOVCE-SIGORD

STRETNUTIE
českých a slovenských mykologov
v Slánských vrchoch

73 Drawing like No.70, inside a booklet are postage stamps /No.16/, 5 X 1 Kčs
Printing 300

Yellow, size 104 x 75 mm, on reverse pages are informations about the poisonous fungi *Nolanea verna* and *Amanita phalloides*

Edited by ČSVSM, Section for mycofloristic and mycocenology, 1990

Ekofila NITRA /town in Slovakia/, 1990



- 74 Drawing of 2 fruit bodies of *Morchella esculenta*, symbol PONITRIE /National Reservation near Nitra/



- 75 Drawing of 2 fruit bodies of *Agaricus campestris*, symbol SZOPK /Slovak Federation of Nature and Landscape protectors

Special postmark see No.97 /tuft of gill mushrooms/

Edited by Federation of Slovak Philatelists, Bratislava, 1990

Ekofila NITRA /town in Slovakia/, Gallery in Nitra, 15.-18.XII.1990



- 76 Drawing of 3 mushrooms and a globe /rare/
Special postmark see No.97 /tuft of gill mushrooms/

Edited in Nitra, 1990

70th Anniversary of the foundation of the Czechoslovak Mycological Society /1921-1991/ - 35 years of death of mycologist F. Smotlacha



- 77 Drawing of 2 pieces of branches with fruit bodies of *Panellus mitis*
Edited by ČSMS, 1991

Printing 1000

70th Anniversary of the foundation of the Czechoslovak Mycological Society
/1921–1991/ – 35 years of death of mycologist F. Smotlacha

MUDr. Dinka Sixtová
K Novému dvoru 18
142 00 Praha 4 Lhotka

Československo 2 Kč
Československo 2 Kč



Michoňovka ježurohlavá – *Amanita echinocephala*

Kreslil ing. M. Smotlacha

(1921–1991)
70. výročí založení Československé
mykologické společnosti –
35 let od smrti Dr. F. Smotlachy

PRAHA 1
4059

RNDr. Marta Semerdžieva, CSc.

Olbrachtova 1057

Praha 4 Krč

1 4 0 0 0 III

78 Drawing of 2 fruit bodies of *Amanita echinocephala*,
designer mycologist M. Smotlacha

Printing 1000




Kreslil ing. M. Smotlacha

Hřib topolový – *Boletus duriusculus*

(1921–1991)
70. výročí založení Československé
mykologické společnosti –
35 let od smrti Dr. F. Smotlachy

Československo 50h



Dr. Marta Semerdžieva, CSc.

Olbrachtova 1057/ 44

Praha 4 Krč

1 4 0 0 0 III

79 Drawing of 4 fruit bodies of *Boletus duriusculus*,
designer mycologist M. Smotlacha

Printing 1000



- 80 12th Exhibition of Fungi and Bonsajs, RATÍŠKOVICE /town in Moravia/, 14.-16.IX.1991, 850 years /1141-1991/, Czech People Party
 Symbol: 3 acorns and 2 stars /blue/
 Edited by Czech People Party, 1991



- 81 Mycotoxical Seminar of ČSVSM, PRAGUE, 16.VI.1992 "Intoxications with Fungi I. Phalloid Syndrome"
 Drawing of 2 different developed fruit bodies of *Amanita phalloides* /primary coloured post-card from GRD/ with marked Czech postage stamp with the same fungus 1 KčS /No.16/
 Printing 50
 Edited by ČSVSM, Section for mycotoxicology, 1992

18th Meeting of the public competition "Most savoury fungi in sour solutions",
Society House HOŘOVICE /town in Bohemia/, 4.-5.1.1992

18. ročník celostátní soutěže
**O NEJCHUTNĚJŠÍ
HOUBY**
v kyselém nálevu



SPOLEČENSKÝ DŮM HOŘOVICE
4.-5. LEDNA 1992

Československo 50h


Prítel

Oldřich TINDRICH

DSEK 13E

KOMA'ROV

2 6 7 6 2


82 Drawing of 2 fruit bodies of *Boletus*

Printing 30



MYKOLOGICKÝ KROUŽEK Sdruženého
klubu Hořovice
a ČESKOSLOVENSKÁ MYKOLOGICKÁ
SPOLEČNOST Praha


Vás zvou na

SETKÁNÍ HOUBAŘŮ - 18. ročník soutěže
"O nejchutnější houby v kyselých nálevkách"

Sobota 4. ledna 1992
Neděle 5. ledna 1992

Společenský dům Hořovice

Československo 50h




83 Symbol "Associated Club Hořovice", Mycological group Hořovice and ČSMS Prague invite on "Meeting of mushroom-pickers"
Drawing of 4 fruit bodies of different mushrooms with marked Czech postage stamp
No.15 /*Nolanea verna*/, 50 h, green paper
Edited by ČSMS, 1992




Printing 400

Meeting of Czech and Slovak mycologists near Ostrava and Beskydy mountains,
FRÝDEK MÍSTEK /town in North Moravia/, 24.-27.IX.1992

<p style="text-align: center;">S E T K Á N Í</p> <p style="text-align: center;">Českých a slovenských mykologů na Ostravsku a v Pobeskydí Frýdek - Místek 24.9.-27.9.1992</p>  <p style="text-align: center;">Černáň Křtův <i>Polyporus mori</i> (Pol.) P11.</p>	<p style="text-align: right;">Československo 50h</p>  <p>Ing. Petr Panuška</p> <hr/> <p>Mělnická 10</p> <hr/> <p>Praha 5 - Smíchov</p> <hr/> <p>1 5 0 0 0</p> 
---	--

84 Drawing of 2 fruit bodies of *Polyporus mori* on wood



Printing 50

<p style="text-align: center;">S E T K Á N Í</p> <p style="text-align: center;">Českých a slovenských mykologů na Ostravsku a v Pobeskydí Frýdek - Místek 24.9.-27.9.1992</p>  <p style="text-align: center;">Lesklokorka lesklá <i>Ganoderma lucidum</i> (Léves. iFr.) P. Karst.</p>	<p style="text-align: right;">Československo 50h</p>  <p>RNDr. Marta Semerdžieva, CSc.</p> <hr/> <p>Olbrachtova 1057</p> <hr/> <p>Praha 4 - Krč</p> <hr/> <p>1 4 0 0 0</p> 
--	--



85 Drawing of 2 fruit bodies of *Ganoderma lucidum* on wood

Printing 50

Meeting of Czech and Slovak mycologists near Ostrava and Beskydy mountains,
FRÝDEK MÍSTEK /town in North Moravia/, 24.-27.IX.1992

<p style="text-align: center;">S E T K Á N Í</p> <p style="text-align: center;">Českých a slovenských mykologů na Ostravsku a v Pobeškydích Frýdek - Místek 24.9.-27.9.1992</p>  <p style="text-align: center;">Čírůvka kroužkatá <i>Tricholoma cingulatum</i> (Fr.) Jakobs.</p>	<p style="text-align: right;">Československo 50h</p>  <hr/> <p>Lucie Sixtová Žákyně 6. třídy K Novému dvoru 18</p> <hr/> <p>Praha 4 - Lhotka</p> <hr/> <p>1 4 2 0 0 III</p>
---	--

86 Drawing of 2 fruit bodies of *Tricholoma cingulatum* Printing 50

<p style="text-align: center;">S E T K Á N Í</p> <p style="text-align: center;">Českých a slovenských mykologů na Ostravsku a v Pobeškydích Frýdek - Místek 24.9.-27.9.1992</p>  <p style="text-align: center;">Paivka obecná <i>Mutinus caninus</i> (Huds.) Pers. (Fr.)</p>	<p style="text-align: right;">Československo 50h</p>  <hr/> <p>MUDr. Dimka Sixtová</p> <hr/> <p>K Novému dvoru 18</p> <hr/> <p>Praha 4 - Lhotka</p> <hr/> <p>1 4 2 0 0 III</p>
---	--

87 Drawing of 3 fruit bodies /1 egg/ of *Mutinus caninus* Printing 50

b/ for propagation reasons



88 Excellent mushrooms *Boletus edulis* and dried *B.aestivalis* /in German language/
crop 19.. for kg 55

Drawing of 1 fruit body of *Boletus*

/rare/

Edited by Josef Grimm, Production of ironore, SCHELLES near PLZEŇ /town in West Bohemia/, 1921

OBCHOD STAVEBNÍMI POTŘEBAMI
FRANTIŠEK JÁSEK, ČESKÝ BROD
(PROTI TRŽIŠTI).

Uhlí - Dřív.
Prodej cement, výrobků.
Čistící stanice FUJA.
Cement, zahradní figurky,
arbolina, cement, sádra,
cihly struskové, tašky,
lepenka, rákos.
Ia Donecký antracit
ze S. S. S. R.

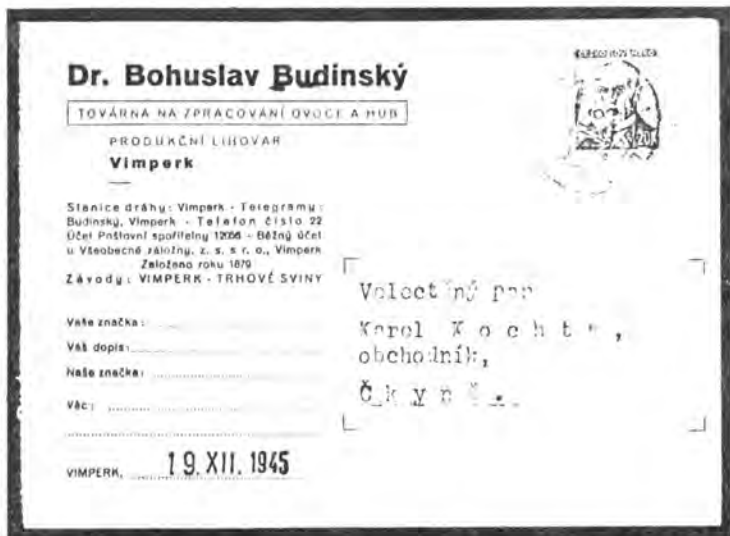
P. T.
Josef Frocházka,
velkoobchod uhlím,
r a h a II.
Washingtonova 1.

89 Business with building materials, František Jásek, ČESKÝ BROD /town in Bohemia/
Sale of --- garden figures ---

Drawing of 1 fruit body of *Amanita* /red/

/rare/

Edited by František Jásek, Český Brod /in the opposite of the market-place/, 1932




- 90 Dr. Bohuslav Budinský, Manufactory for processing fruits and mushrooms. Producing distillery. VIMPERK /town in Southwest Bohemia/
Edited by Bohuslav Budinský, 1945 /rare/




- 91 Wholepurchase of Consumption Cooperatives, establishment Mykoprodukta, PRAGUE
round symbol Mykoprodukta with 3 mushrooms
Edited by Mykoprodukta, Prague, 1969 Printing 10.000 /envelopes/

Odosielateľ

Ing. Milan BABEJ
Pod skalkou 8
080 01 PREŠOV
Tel: 44113




Ceskoslovensko 50h



Ústredný výbor
Slovenského zväzu ochrancov
prírody a krajiny
mykologická subkomisia
Leningradská 1
811 01 Bratislava

- 92 Central Committee of Slovak Federation of Nature and Landscape protectors, Mycological subcommission, BRATISLAVA /capital of Slovakia/. /Announcement about finding fungi/
Drawing of 3 fruit bodies of *Catathelasma imperiale*,
designer mycologist A.Dermek
Edited by Slovak Federation of Nature and Landscape protectors, Bratislava, 1989

Ing. Augustin Funfálek
250 63 Mratín 29




FUNGI

pěstování a zpracování hub
250 63 Mratín 29

Čtete časopis Cs. houbařů
redakce Karmelitská 14, 118 00 Praha 1

Ceskoslovensko 50h




Vážený pan

inž Jan Kuthan,
Opavská 1137


708 00 Ostrava

- 93 Fungi, cultivating and processing of mushrooms /cooperative/, MRATÍN near PRAGUE
Drawing of 2 fruit bodies of *Boletus*
Printing 1.000
Edited by A.Funfálek, Mratín, 1991 /see No.109/

D Postmarks with drawings of mushrooms or in connection with mycology
 a/ hand and machine postmarks used by Czechoslovak post-offices (black/
 First day of issue :



94 PRAGUE, 5.IX.1989, 2 fruit bodies of deadly poisonous *Amanita phalloides*, on FDC /No.21/, souvenir sheet /No.24/ designer J.Saska




95 PRAGUE, 5.IX.1989, tuft of 5 fruit bodies of poisonous *Hypophoma fasciculare*, on FDC /No.22/, souvenir sheet /No.23/ designer J.Saska

For special occasions:


4. MYKOLOGICKÉ DNI
NA SLOVENSKU
29. IX.—3. X. 1986
Spišská Nová Ves



Hygrophorus lucorum Kalchbr.



- 96 SPIŠSKÁ NOVÁ VES, 30.IX.1986, Karol Kalchbrenner, botanist and mycologist, 1807–1886
2 fruit bodies of *Hygrophorus lucorum*, on entires /No.43,44/, postal-card and envelope with printed more mycological themes /No.59,60/



- 97 NITRA 1, Ekofila 15.XII.1990, philatelic exhibition tuft of 8 gill mushrooms, on postal-card with printed more mycological themes /No.74, 75 and 76/ or entire /cover of the Handbook/

For propagation reasons:

Maschine postmarks 1961 "Collect mushrooms", all them is bying the cooperative Unity



Drawing of 4 mushrooms, *Lactarius*, large and small *Boletus*, *Cantharellus*

98 with daily mark PRAHA

99 with daily mark PLZEŇ /town in West Bohemia/

100 with daily mark HRADEC KRALOVÉ /town in Northeast Bohemia/

101 with daily mark BRATISLAVA /capital of Slovakia/ /in Slovak language/


Daily postmarks: /documents, that names of fungi get into names of towns/




102 739 53 HNOJNÍK 2 30.VII.1980 , /hnojník = *Coprinus*/ they exist also postmarks HNOJNÍK 1,3,4,5,6



103 /544 56/ HŘIBOJEDY a 13.XI.1979 , /hřib = *Boletus*/




104 798 17 SMRŽICE 3 26.X.1992 , /smrř = *Morchella* they exist also
postmarks SMRŽICE 1,2



105 468 51 SMRŽOVKA 2 5.II.1990 , /smrř = *Morchella* they exist also
postmarks SMRŽOVKA 1,3,4,5,6

b/ meter stamps /red/



- 106 Melantrich, PRAGUE, Joint-stock polygraphic industry round symbol, in the middle in opposite dark and light mushroom postmark, Prague 1, 15.III.1932, Czechoslovakia 020

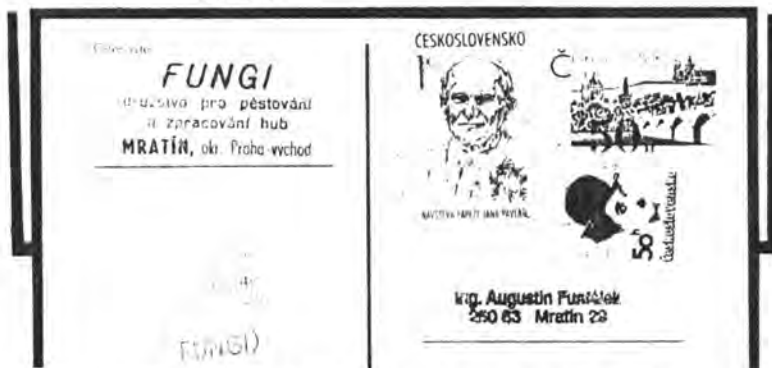


- 107 Alfred Pilz, weaving of fine handkerchiefs, VRCHLABÍ /town in Northeast Bohemia/, Krkonoše /Gigant Mountains/, in front of the name /Pilz = mushroom in German language/ one small fruit body of *Amanita muscaria* and "trade mark" postmark, Vrchlábí, 8.V.1946, Czechoslovakia 160

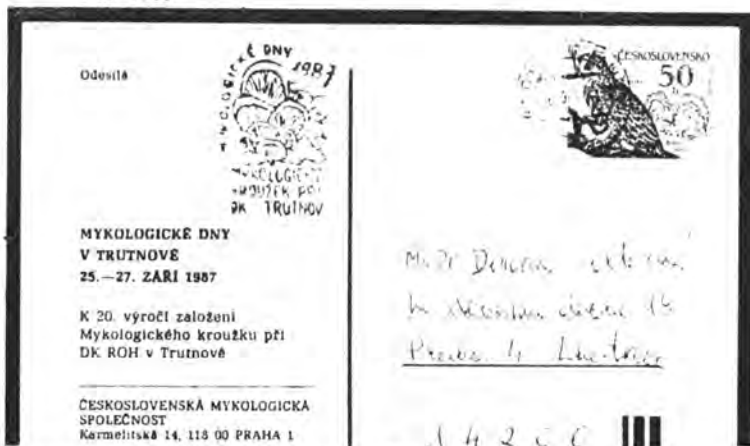
c/ adjective marks



- 108 MYKOPRODUKTA, round symbol with 3 mushrooms /blue/ similar to the symbol in No.91, but larger after 1975



- 109 FUNGI, Cooperative for cultivating and processing mushrooms, MRATÍN, East-Prague /black/ symbol Fungi /see also No.93/ after 1985



- 110 Mycological days 1987, Mycological group TRUTNOV /town in Northeast Bohemia/ /blue/ tuft of fruit bodies of *Pleurotus ostreatus* /see also No.61,62/

Contents	Page	Illustration No.
A. Postage stamps picturing mushrooms with accompanying FDC's, souvenir sheets, CM and booklets	5 - 20	1 - 39
B. Entires, postal-stationeries, stamp imprinted envelopes	21 - 25	40 - 47
C. Postal-cards and envelopes with printed more mycological themes		
a/ for special occasions	26 - 46	48 - 87
b/ for propagation reasons	47 - 49	88 - 93
D. Postmarks with drawings of mushrooms or in connection with mycology		
a/ hand and machine postmarks		
first day of issue	50	94 - 95
for special occasions	51	96 - 97
for propagation reasons	52	98 - 101
daily postmarks	53 - 54	102 - 105
b/ meter stamps	55	106 - 107
c/ adjective marks	56	108 - 110
